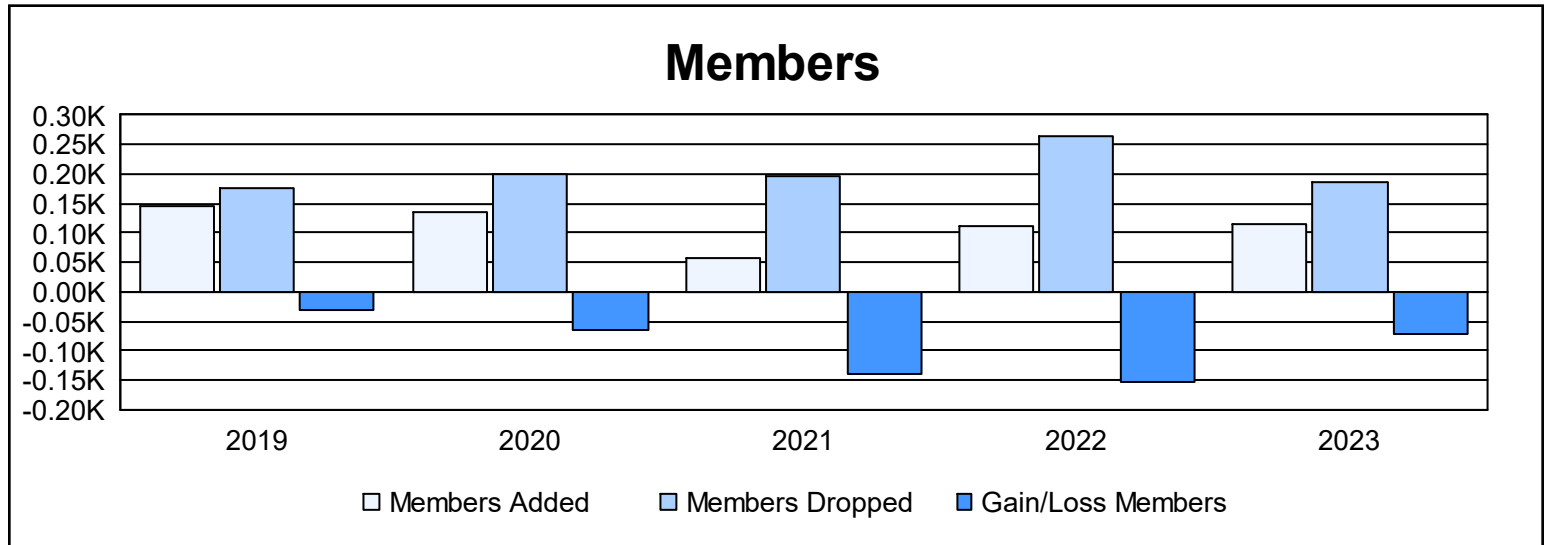
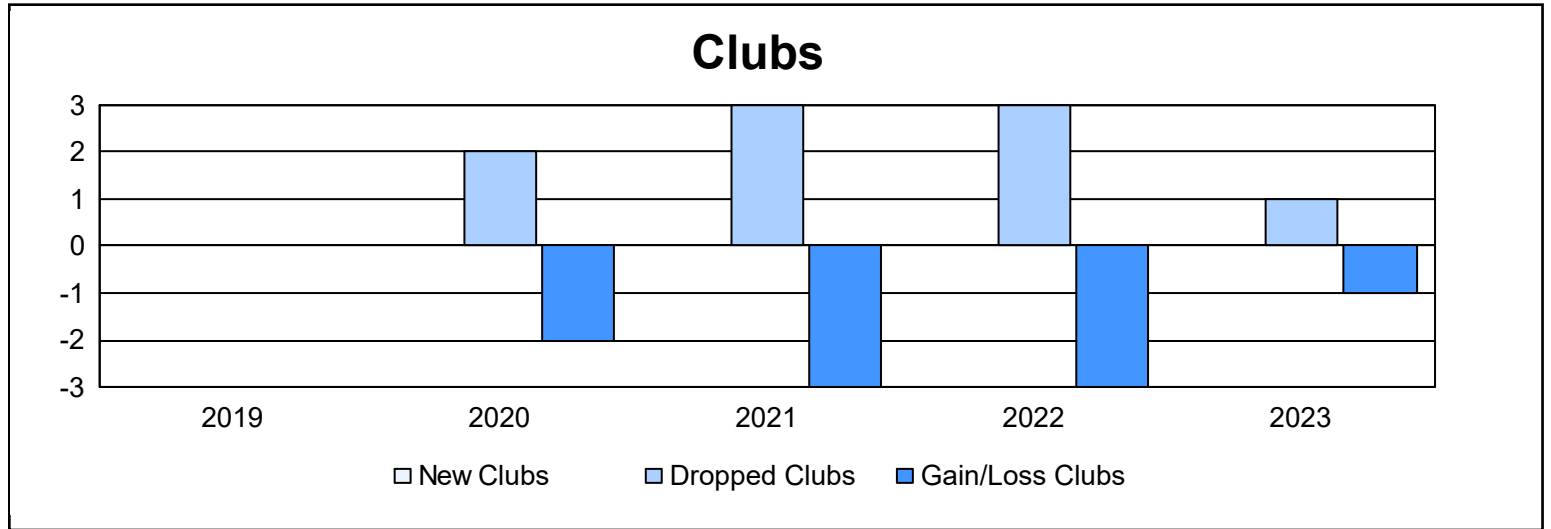
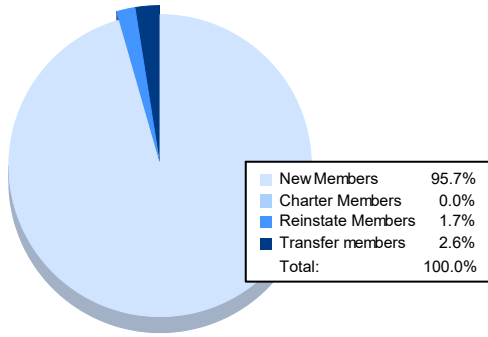


| Year | New Clubs | Dropped Clubs | Gain/ Loss Clubs | New Members | Charter Members | Reinstate Members | Transfer Members | Total Member Added | Total Members Dropped | Gain/ Loss Members |
|----------------|-----------|---------------|------------------|-------------|-----------------|-------------------|------------------|--------------------|-----------------------|--------------------|
| 2018-2019 | 0 | 0 | 0 | 119 | 3 | 4 | 20 | 146 | 177 | -31 |
| 2019-2020 | 0 | 2 | -2 | 83 | 5 | 6 | 41 | 135 | 200 | -65 |
| 2020-2021 | 0 | 3 | -3 | 40 | 2 | 1 | 13 | 56 | 195 | -139 |
| 2021-2022 | 0 | 3 | -3 | 79 | 12 | 2 | 18 | 111 | 265 | -154 |
| 2022-2023 | 0 | 1 | -1 | 110 | 0 | 2 | 3 | 115 | 187 | -72 |
| Average | 0 | 2 | -2 | 86 | 4 | 3 | 19 | 113 | 205 | -92 |



Membership Composition June 2023 Cumulative



Gender Composition June 2023 Cumulative

